




# The Hopscotch Dance

Variation on a theme for young musicians

(Worksheets)





## Answer page

There were 11 beats altogether in the whole piece.

And



Here is what the musical piece looks like when it's written on a page:





## Answer page

Here is the musical piece with musical movements:  
("T" is for a tap, "S" is for a snap, "C" is for a clap).

										
S,	S,	S,	C,	T,	T,	T,	C,	S,	C,	T



# The Hopscotch Dance

Variation 1.

Name: \_\_\_\_\_

1. Now you can make your own musical piece!

All you have to do is write a "T" for a tap, or an "S" for a snap, or a "C" for a clap on the lines below the beats. The "T", and "S" and "C" are called musical movements

										
S	_____	S	_____	T	_____	T	_____	S	_____	T

2. How many musical movements did you use all together? What were they?

$$\frac{\quad}{(T)} + \frac{\quad}{(C)} + \frac{\quad}{(S)} = \frac{\quad}{All}$$

Challenge!

Is your musical piece different from the one you heard in the video? How?

(Hint, musical movements of the video: S, S, S, C, T, T, T, C, S, C, T)



# The Hopscotch Dance

Variation 2.

Name: \_\_\_\_\_

1. Now, once again, you can make your own musical piece!  
All you have to do is write a "T" for a tap, or an "S" for a snap, or a "C" for a clap on the lines below the beats. (The "T", and "S" and "C" are called musical movements)

2. But this time use 4 T's, 3 C's and 4 S's in any order that you want.





Super! You did it!

Thank You!

